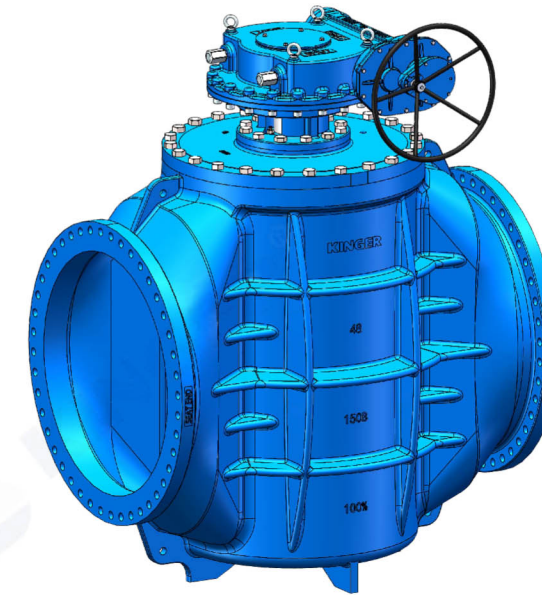
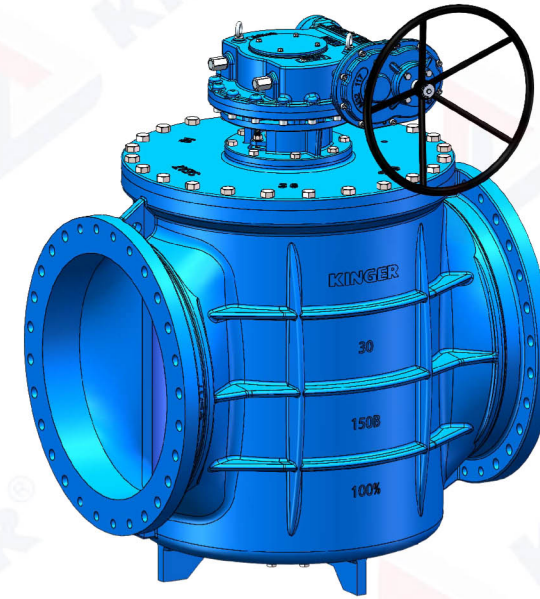


| Item No. | NPS | Dimensions(Inch) | | | | | | | | | | | |
|-------------|-----|------------------|-------|-------|------|-------|-------|------|-------|----|-----------|---|------|
| | | A | C | D | E | F | G | B | H | J | K | L | ØS |
| KPL150-GH30 | 30" | 51.00 | 26.57 | 30.12 | 5.12 | 38.75 | 36.00 | 2.12 | 1.375 | 20 | 1.25-7UNC | 8 | 27.5 |
| KPL150-GH36 | 36" | 60.00 | 30.91 | 34.41 | 5.47 | 46.00 | 42.75 | 2.38 | 1.625 | 24 | 1.5-6UNC | 8 | 27.5 |
| KPL150-GH42 | 42" | 72.00 | 37.40 | 43.26 | 6.77 | 53.00 | 49.50 | 2.62 | 1.625 | 32 | 1.5-6UNC | 4 | 35.5 |
| KPL150-GH48 | 48" | 84.00 | 44.10 | 49.97 | 7.36 | 59.50 | 56.00 | 2.75 | 1.625 | 40 | 1.5-6UNC | 4 | 31.5 |
| KPL150-GH54 | 54" | 96.00 | 43.31 | 50.70 | 7.36 | 66.25 | 62.75 | 3.00 | 2.000 | 40 | 1.75-5UNC | 4 | 31.5 |

| Specification | | | |
|-----------------------------|-----------------------------|-----|-----|
| Cold Working Pressure (CWP) | 150 | PSI | |
| Test Pressure | Shell Test(Hyd.) | | 225 |
| | Seal Test(Hyd.) | | 150 |
| | Reverse Pressure Test(Hyd.) | 150 | |
| Working Temperature | 32°F -176°F | | |
| Medium | Water | | |

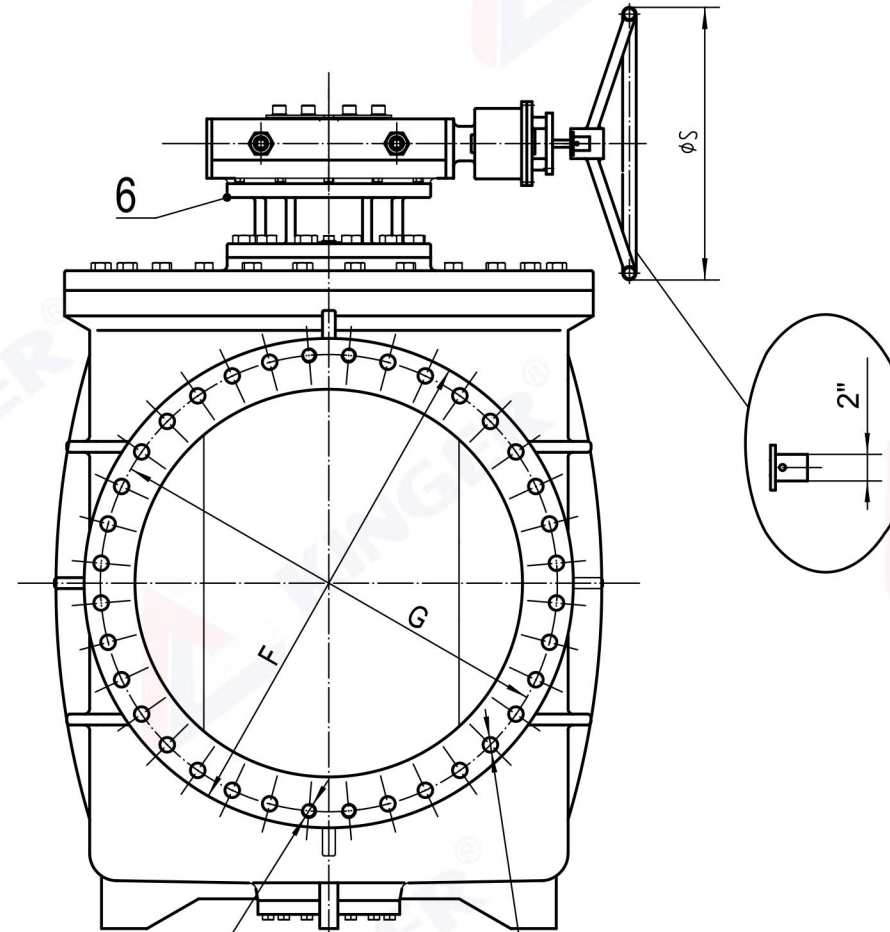
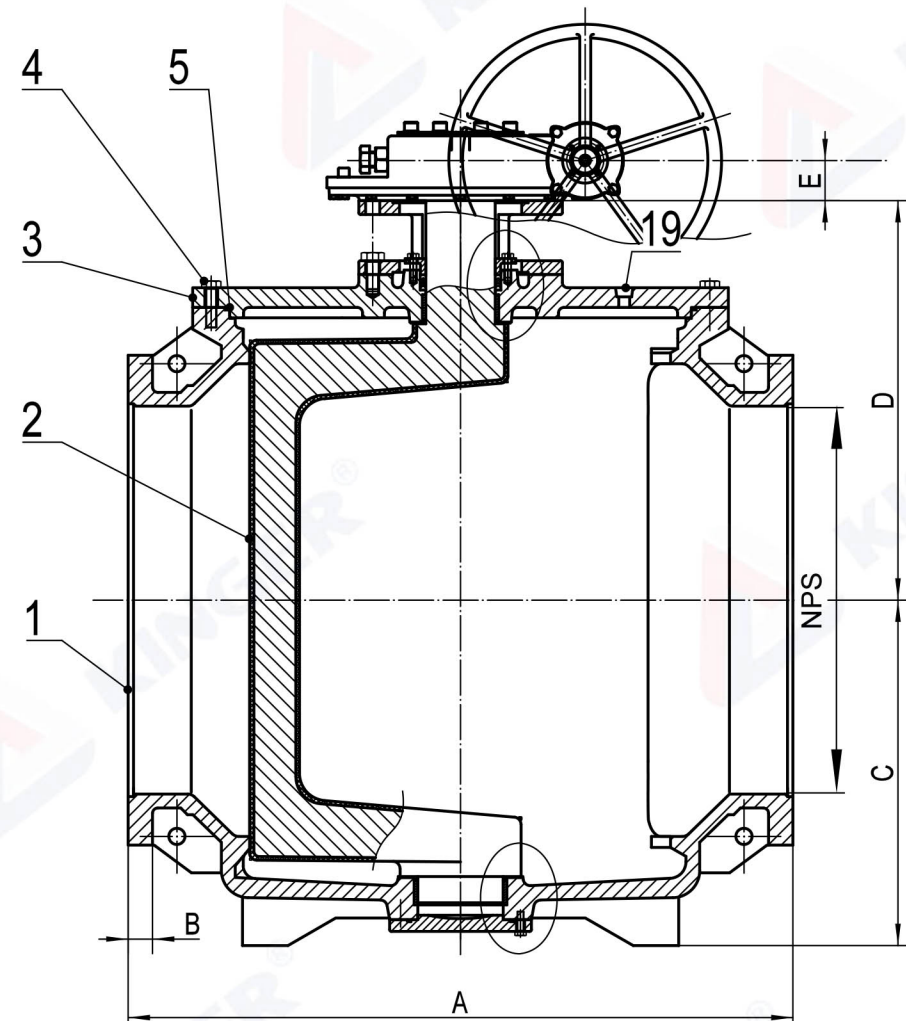
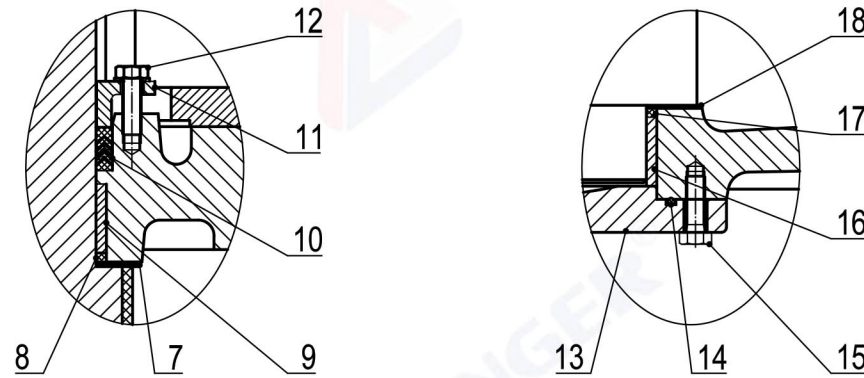


48"-54"



30"-42"

- NOTES:
1. ALL DIMENSIONS ARE IN INCHES ;
 2. DESIGN STANDARD PER AWWA C517 ;
 3. FLANGE STANDARD PER ASME B16.1 CLASS125 ;



K-SIZE OF TAPPED HOLES
L-NO. OF TAPPED HOLES

H-DIA. OF HOLES
J-NO. OF HOLES

| Part No. | Description | Material Specification |
|----------|--------------------------|---------------------------------|
| 1 | Body | Ductile Iron ASTM A536 65-45-12 |
| 2 | Plug | Stainless Steel SS316 |
| 3 | Bonnet | Ductile Iron ASTM A536 65-45-12 |
| 4 | Bonnet Bolts | Stainless Steel SS316 |
| 5 | O-Ring | NBR ASTM D2000 |
| 6 | Adapter | Ductile Iron ASTM A536 65-45-12 |
| 7 | Upper Thrust Washer | PTFE |
| 8 | Upper Grit Exuluder Seal | NBR ASTM D2000 |
| 9 | Upper Shaft Bearing | Stainless Steel SS316 |
| 10 | V Packing | NBR ASTM D2000 |
| 11 | Gland | Ductile Iron ASTM A536 65-45-12 |
| 12 | Gland Fastener | Stainless Steel SS316 |
| 13 | Bottom Cover | Ductile Iron ASTM A536 65-45-12 |
| 14 | Bottom Cover O-Ring | NBR ASTM D2000 |
| 15 | Bottom Cover Bolts | Stainless Steel SS316 |
| 16 | Lower Shaft Bearing | Stainless Steel SS316 |
| 17 | Lower Grit Exuluder Seal | NBR ASTM D2000 |
| 18 | Lower Thrust Washer | C95400 |
| 19 | Pipe Plug | Stainless Steel SS316 |

| | | |
|----------------------------------------|---------|-----------------|
| DESCRIPTION | Proj. | KPL150-GH-30/54 |
| AWWA C517 Flanged Eccentric Plug Valve | DWG# | REV. |
| | KPL-004 | 1 |
| | DWN | DATE |
| CINDY | KUHN | 9/23/2021 |