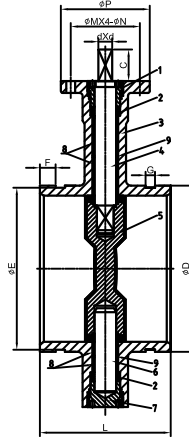
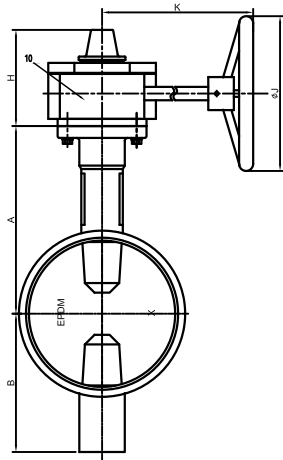


Grooved Butterfly Valve with Tamper Switch 300PSI (JKDGD-381X/JKDGD-381Y)



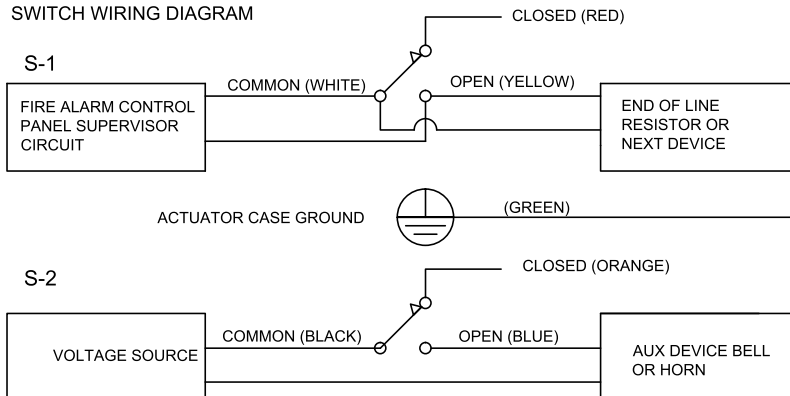
MATERIAL SPECIFICATION

PART NO.	Description	Material Specification	Remark
1	Upper Shaft Sealing Nut	WCB	ASTM A216
2	Shaft Seal	EPDM	ASTM D2000
3	Body	DI	ASTM A536
4	Upper Shaft	SS416	ASTM A582
5	Disc	DI +EPDM	
6	Lower Shaft	SS416	ASTM A582
7	Lower Shaft Sealing Nut	WCB	ASTM A216
8	Stem Bushing	PTFE	ASTM D4894
9	O-Ring	EPDM	ASTM D2000
10	Gear Box		

- Design Standard: API 609
- Connection Ends: Groove to AWWA C606
- Top Flange Standard: ISO 5211
- Working Pressure: 300PSI
- Temperature Range: 32 -176
- Coating: Fusion Bonded Epoxy Coating in accordance with ANSI/AWWA C550 or painting upon request
- 2.5"-12" : UL/FM Approved
- 2" : UL Approved
- 2" : FM is Pending

Note:For special material request other than standard specification,please indicate clearly on the inquiry or order list.

SWITCH WIRING DIAGRAM



Item No.	SIZE	Dimensions(Inch)															
		A	B	C	D	E	F	G	H	K	J	P	M	N	D	L	
JKDGD381X02	2"	4.33	3.35	1.26	2.37	2.25	0.63	0.31	4.37	6.02	5.00	5.98	3.54	2.76	0.35	0.39	3.46
JKDGD381X25	2.5"	4.92	3.74	1.26	2.87	2.72	0.63	0.31	4.37	6.02	5.00	5.98	3.54	2.76	0.35	0.39	3.80
JKDGD381X03	3"	5.51	3.94	1.26	3.50	3.34	0.63	0.31	4.37	6.02	5.00	5.98	3.54	2.76	0.35	0.43	3.82
JKDGD381X04	4"	6.30	3.94	1.26	4.50	4.33	0.63	0.31	4.37	6.02	5.00	5.98	3.54	2.76	0.35	0.55	4.53
JKDGD381X05	5"	6.69	4.92	1.26	5.50	5.33	0.63	0.37	4.37	6.02	5.00	5.98	3.54	2.76	0.35	0.55	5.21
JKDGD381X06	6"	7.48	5.51	1.26	6.50	6.33	0.63	0.37	4.37	6.02	5.00	7.87	3.54	2.76	0.35	0.63	5.21
JKDGD381X08	8"	9.06	6.89	1.26	8.52	8.33	0.75	0.44	4.96	8.27	7.28	11.40	4.92	4.02	0.47	0.75	5.80
JKDGD381Y10	10"	10.20	7.87	1.77	10.53	10.56	0.75	0.50	4.96	8.27	7.28	11.40	4.92	4.02	0.47	0.87	6.26
JKDGD381Y12	12"	11.80	9.45	1.77	12.54	12.32	0.75	0.50	6.34	9.80	7.95	13.80	5.91	4.92	0.55	0.94	6.50